

PEANUT SCIENCE

VOLUME 13

JULY - DECEMBER, 1986

NUMBER 2

Effects of Genotype and Date of Harvest on Infection of Peanut Seed by *Aspergillus flavus* and Subsequent Contamination with Aflatoxin¹

V. K. Mehan*, D. McDonald, N. Ramakrishna, and J. H. Williams²

ABSTRACT

Several peanut genotypes reported as resistant, susceptible or highly susceptible to *in vitro* colonization of rehydrated, mature, stored, undamaged seed by *Aspergillus flavus* (IVSCAF) were tested for natural seed infection by *A. flavus* and other fungi in two or more replicated field trials at ICRISAT Center, Patancheru, India, in 1979 - 1984. Undamaged pods were sampled before maturity, at optimum maturity (normal harvest) and when over - mature (late harvest) and seed examined for infection by *A. flavus* and other fungi. In the 1983 and 1984 rainy and 1983/84 postrainy seasons, only four genotypes (one resistant and three susceptible) were tested, and seed were also tested for aflatoxin content. In all seasons the genotypes reported as IVSCAF - resistant had significantly lower levels of seed infection with *A. flavus* and other fungi than did genotypes reported as IVSCAF - susceptible. Genotypic differences in levels of seed infection by *A. flavus* were consistent over seasons. The resistant cultivar J11 had a significantly lower aflatoxin content than the other three IVSCAF - susceptible genotypes tested in the 1983 - 1984 seasons. Drought stress in the 1984 season apparently increased susceptibility to seed infection by *A. flavus* and other fungi, and to aflatoxin contamination, in all cultivars. Seed infection by *A. flavus* and other fungi, and aflatoxin contamination increased with increasing maturity of pods, indicating the importance of lifting the peanut crop at optimum maturity.

Key Words: Groundnut, preharvest seed infection, *Aspergillus flavus*, mycotoxin

In the last 25 years there has been much research into infection of peanut (*Arachis hypogaea* L.) pods by soil fungi, particularly by the aflatoxigenic fungi (*Aspergillus flavus* group), and into aflatoxin contamination of seeds (1, 7, 9, 17). It is now well established that peanuts can be invaded by aflatoxigenic fungi while still in the ground, during postharvest curing and drying, and in storage. Levels of seed invasion by *A. flavus*, and of aflatoxin contamination, can be much reduced by prevention of drought stress during crop growth, by avoidance of damage to pods, by timely harvesting, by rapid drying of

produce, and by clean, dry storage (5). However, there are some limitations to carrying out these practices, particularly in less developed countries where they have not been widely adopted by farmers. Attention has therefore been focussed on breeding peanut cultivars with resistance to seed infection by *A. flavus* (11, 12, 13). In laboratory inoculation tests a number of peanut genotypes have been identified as resistant to *A. flavus* invasion of rehydrated, undamaged, mature, stored seed (11, 12, 13). It is obviously important to establish if these genotypes also have seed resistance to invasion by *A. flavus* before harvest. Davidson *et al.* (4), in Georgia, USA, failed to show any differences at harvest in *A. flavus* invasion or aflatoxin contamination of seed from two cultivars with different levels of resistance to *in vitro* seed colonization by *A. flavus*. However, workers in North Carolina, USA, have obtained indications that some genotypes with resistance to *in vitro* seed colonization also had resistance to preharvest invasion by *A. flavus* (18).

This paper reports on the effects of genotype and harvest date on seed infection by *A. flavus*, and other fungi, and on aflatoxin contamination of seeds.

Materials and Methods

All trials were carried out on ICRISAT Center farm at Patancheru (17° 3' N lat., 78° 16' E long.; alt. 541 m), near Hyderabad, India. The crops were grown on red soil fields (alfisols) in the rainy season (June - October), except for one trial that was grown with irrigation in the postrainy season (November - April). Details of seasons, sowing and harvest dates, and number of genotypes tested in each season are given in Table 1. The genotypes used in the trials included entries resistant, susceptible and highly susceptible to *in vitro* seed colonization by *A. flavus* (IVSCAF)³ (10). These genotypes are characterized in Table 2. Data on weekly rainfall, and weekly average maximum and minimum temperatures during the rainy and postrainy seasons were obtained from the ICRISAT Meteorological Unit.

1. Investigation of resistance of peanut seed to natural preharvest infection with *A. flavus* and other fungi (1979 - 1985 rainy seasons) In four consecutive rainy seasons (1979 - 1985) sets of ten genotypes (Tables 1 and 2) were grown in field trials using randomized block designs with three replications. Plots were 9 m long by 2.95 m (3 ridges) wide, and seed were sown singly at 15 cm spacing along the

³IVSCAF = *in vitro* colonization of rehydrated, mature, stored, undamaged seed by *A. flavus*.

¹Submitted as Ph.D. thesis to the International Crops Research Institute for the Semi - Arid Tropics (ICRISAT).

²Pathologist, Principal Pathologist, Research Associate, and Principal Phytologist, Groundnut Improvement Program, International Crops Research Institute for the Semi - Arid Tropics (ICRISAT), Patancheru P. O. 502 324, India.

Table 1. Details of field trials, 1979 - 1984.

Year	Season	Date of harvest date	RP #1	RP #2	RP #3
1979	Wet	11/22/79	6/9	8/10	10/10
1980	Wet	11/22/80	10/9	9/10	10/10
1981	Wet	11/22/81	10/9	10/10	10/10
1982	Wet	11/22/82	9/9	9/9	10/10
1983	Wet	11/22/83	10/9	10/10	10/10
1984	Wet	11/22/84	20/9	21/10	21/10
1983/84	Post-rainy	6/23/84	26/12	3/6	2/5
			26/12	3/6	2/5

Table 2. Details of groundnut genotypes tested for natural infection of seeds by soil fungi.

Genotype	Botanical variety	Country of origin	Code
ICG No. 1	Identify	Identify	Identify

ICG No.	Identify	Botanical variety	Country of origin	Code
4769	PI 237394E	FAHIZABAD	Argentina	1
4750	PI 337308	FAHIZABAD	Argentina	2
7633	UP 2713	FAHIZABAD	USA	3
4601	WV 27	FAHIZABAD	Australia	4
3700	NH 723	YUJABALLA	Nigeria	5
1328	J 11	YUJABALLA	India	6
2224	Palampur	YUJABALLA	India	7
4562	C 55-437	YUJABALLA	Bhogo	8
3263	U 4-47-7	YUJABALLA	Uganda	9

ICG No.	Identify	Botanical variety	Country of origin	Code
6446	PI 202947	INDOANAM	USA	11
1697	MC 1700	FAHIZABAD	Peru	12
2716	MC 7646E(292)	FAHIZABAD	Uganda	13
4390	Torilant	YUJABALLA	USA	15
221	TW 2	YUJABALLA	India	16
136	M 13	INDOANAM	India	17
7867	OC 63-9-1	YUJABALLA	India	18

A numbers used to designate genotypes in figures.
 B susceptible - up to 18 seeds colonized by *A. flavus*
 C susceptible - 20 to 50 seeds colonized by *A. flavus*
 D highly susceptible - over 50 seeds colonized by *A. flavus*

The first three genotypes were examined for seed infection by fungi. The first two genotypes were harvested at different maturity stages, and pod samples were grown under natural conditions in the 1983/84 post-rainy season, and with irrigation in the 1983/84 post-rainy season. The third genotype was grown under natural conditions in the 1983 and 1984 rainy seasons, and with irrigation in the 1983/84 post-rainy season. The first two genotypes were grown under natural conditions in the 1983 and 1984 rainy seasons, and with irrigation in the 1983/84 post-rainy season. The third genotype was grown under natural conditions in the 1983 and 1984 rainy seasons, and with irrigation in the 1983/84 post-rainy season. The first two genotypes were grown under natural conditions in the 1983 and 1984 rainy seasons, and with irrigation in the 1983/84 post-rainy season. The third genotype was grown under natural conditions in the 1983 and 1984 rainy seasons, and with irrigation in the 1983/84 post-rainy season.

Examination of seeds for infection by fungi. For all trials, 100 undamaged seeds from each plot were recorded after 5 - 7 days. Determination of aflatoxin content of seeds. For the second set of trials, two 50 g samples of seed from each plot at each harvesting date were tested for aflatoxin content using the method of Fom et al. (15). Statistical analysis. Using square-root transformed values, analysis of variance was performed separately for seed infection by *A. flavus* for each of the trials. A combined analysis of variance was also carried out for pooled data from seven seasons on seed infection by *A. flavus* of three genotypes, III, TMV 2, and EC 7646E (292). Analyses of variance were also done for aflatoxin B₁ content of seed of four genotypes for the 1983 and 1984 rainy, and 1983/84 post-rainy seasons, using log₁₀ transformed values.

Results

Rainfall varied between seasons. In the 1984 rainy season the crop suffered from both mid-season and end-of-season drought. Temperatures were much higher during the late pod - filling stage in the 1983/84 post-rainy season than in the rainy seasons. Natural infection of seed of test genotypes was higher in all genotypes tested in the 1983 rainy season than in the other rainy seasons. Seed infection by *A. flavus* was higher in all genotypes tested in the 1983 rainy season than in the other rainy seasons. Seed infection by *A. flavus* was higher in all genotypes tested in the 1983 rainy season than in the other rainy seasons. Seed infection by *A. flavus* was higher in all genotypes tested in the 1983 rainy season than in the other rainy seasons. Seed infection by *A. flavus* was higher in all genotypes tested in the 1983 rainy season than in the other rainy seasons.

Percentages of seed infected by *A. flavus* were higher in all genotypes tested in the 1983 rainy season than in the other rainy seasons. Seed infection by *A. flavus* was higher in all genotypes tested in the 1983 rainy season than in the other rainy seasons. Seed infection by *A. flavus* was higher in all genotypes tested in the 1983 rainy season than in the other rainy seasons.

resistant genotypes PI 337394F, PI 337409, and J11 tested in the 1979 and 1980 rainy seasons did not differ significantly from each other. Six and seven genotypes with resistance to IVSCAF were tested against three and four IVSCAF - susceptible genotypes in the 1981 and 1982 rainy seasons, respectively. In the 1982 rainy season, genotypes J11 and UF 71513 had significantly lower levels of natural seed infection by *A. flavus* than all the other genotypes, but in the 1981 season they did not differ significantly in this respect from other IVSCAF - resistant genotypes.

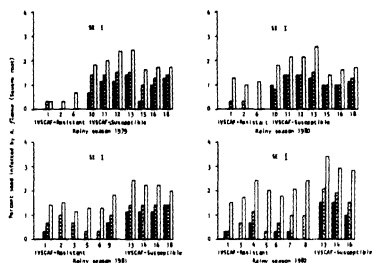


Fig. 1. Seed infection by *A. flavus* in peanut genotypes resistant or susceptible to *in vitro* seed colonization by the fungus, at three harvest dates in four crop seasons. H1 = early harvest (30 days before normal harvest) (■), H2 = normal harvest (□), H3 = late harvest (10 days after normal harvest) (□).

Among the IVSCAF - susceptible genotypes, EC 76446 (292) showed the highest levels of seed infection by *A. flavus* in all seasons. However, OG 43-4-1, a genotype highly susceptible to IVSCAF, had relatively lower levels of seed infection at harvest than had most of the IVSCAF - susceptible genotypes.

Significant differences between genotypes were also observed in all seasons for seed infection by fungi other than *A. flavus*. These included *Fusarium* spp., *Aspergillus niger*, *Macrophomina phaseolina*, and *Penicillium* spp. Seed infection by these fungi increased with crop duration, being significantly higher in all genotypes at H3 than at H2, and at H2 than at H1. Percentages of seed infected by fungi were higher in all genotypes in the 1982 rainy season than in the other seasons. Cultivar J11 showed the lowest levels of seed infection by other fungi, while EC 76446 (292) recorded the highest seed infection by fungi in all seasons. *Fusarium* spp. were the most common fungi in seed of all genotypes regardless of harvest date or season. The next most dominant fungus observed in all seasons was *M. phaseolina*. Significant differences occurred between genotypes for seed infection both by *Fusarium* spp. and *M. phaseolina*. Genotypes with resistance to IVSCAF had significantly lower levels of seed infection by these fungi than did IVSCAF - susceptible genotypes. Seed infection by *A. niger* and *Penicillium* spp. was low in all seasons.

2. 1983 - 1984 trials. Natural infection of seed of the four genotypes in one postrainy and two rainy seasons is shown

in Fig. 2 for *A. flavus*. Significant differences occurred between genotypes for seed infection by *A. flavus* (Fig. 2). Cultivar J11 had significantly lower percentages of seed infected by *A. flavus* than the other three genotypes in the three seasons while EC 76446 (292) had the highest percentages of seed infected by *A. flavus* in all seasons. For all genotypes, levels of seed infection by *A. flavus* were highest in the 1984 rainy season and lowest in the 1983/84 postrainy season. Seed infection by *A. flavus* increased with increase in duration, being considerably higher at H3 than at H1 or H2 for all genotypes in all seasons. In all genotypes except J11, seed infection by *A. flavus* was markedly higher at H2 than at H1.

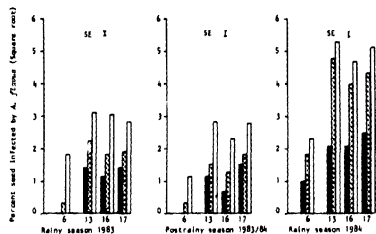


Fig. 2. Seed infection by *A. flavus* at three harvest dates for four peanut genotypes in three crop seasons. H1 = early harvest (30 days before normal harvest) (■), H2 = normal harvest (□), H3 = late harvest (10 days after normal harvest) (□).

There were also significant differences between genotypes for seed infection by fungi other than *A. flavus*. J11 had significantly lower percentages of seed infected by other fungi (*Fusarium* spp., *M. phaseolina*, *A. niger* and *Penicillium* spp.) than the other three genotypes in all seasons. The ranges of seed infection were 0 - 9%, 1 - 35%, 3 - 24% and 3 - 49% for J11, TMV 2, M 13 and EC 76446 (292), respectively. *Fusarium* spp. were predominant in all seasons, infection increasing with crop duration. *M. phaseolina* was common only in the 1983 rainy season and *Penicillium* spp. in the 1984 rainy season. Seed infection by *A. niger* was frequent in the 1984 rainy and the 1983/84 postrainy seasons, but the four genotypes did not differ significantly in this respect in either season.

Aflatoxin contamination. Levels of aflatoxin contamination in the four genotypes for all seasons are shown in Fig. 3. Aflatoxin contamination was highest for all genotypes in the 1984 rainy season. The four genotypes did not differ significantly from each other in aflatoxin contamination in the 1983 rainy season. J11 had the lowest and EC 76446 (292) the highest levels of aflatoxin B₁ contamination in all seasons. In the 1984 rainy and the 1983/84 postrainy seasons, J11 gave significantly lower levels of aflatoxin contamination than the other three genotypes. Aflatoxin contamination increased with increase in crop duration for all genotypes. In the 1983 rainy and 1983/84 postrainy seasons, no aflatoxin contamination of seeds at H1 in any genotype was observed. Aflatoxin contamination was markedly higher at H3 than at H2 in all seasons. Significant interactions between

genotypes and harvest dates were observed for levels of aflatoxin contamination in the 1984 rainy and 1983/84 post-rainy seasons; aflatoxin contamination being significantly higher at H₂ than at H₁ for EC 76446(292) and M13. Highly significant correlations were found between percentages of seed infected by *A. flavus* and levels of aflatoxin contamination in all seasons ($r = 0.76, 0.56$ and 0.87 in the 1983 and 1984 rainy and 1983/84 post-rainy seasons, respectively).

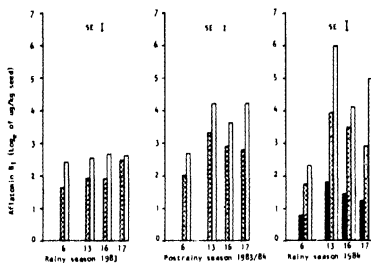


Fig. 3. Aflatoxin contamination at three harvest dates for four peanut genotypes in three crop seasons. H1 = early harvest (30 days before normal harvest) (■), H2 = normal harvest (▨), H3 = late harvest (10 days after normal harvest) (□).

Discussion

Most of the interest in the 'seed resistance' possessed by certain peanut genotypes has been in relation to their use to prevent or reduce *A. flavus* invasion and colonization and aflatoxin contamination in rehydrated, mature, stored seed (2, 11, 12, 13, 20). Only recently have some of the genotypes with resistance to *in vitro* seed colonization by *A. flavus* and *A. parasiticus* been tested for resistance to preharvest pod and seed infection by these fungi and consequent aflatoxin contamination in the field (3, 4, 20). Field trials in Georgia, USA, with some IVSCAF-resistant genotypes did not show any advantage over the commonly grown cultivar Florunner (reported to have moderate resistance to IVSCAF) in reducing levels of seed infection by *A. flavus* and/or aflatoxin contamination in freshly harvested peanuts (3,4). However, in the present investigations we found that, for the genotypes used, those with resistance to IVSCAF had significantly lower levels of natural seed infection by the fungus than had the IVSCAF-susceptible genotypes. These results were generally consistent over several seasons and strongly support the reports of significant genotypic differences in peanuts with regard to preharvest resistance to seed infection by *A. flavus* in Senegal (9, 20). Zambettakis *et al.* (20) have also reported that 'SCAF-resistant genotypes showed resistance to field infection by *A. flavus* in Senegal. The laboratory test terminates the ability of *A. flavus* to penetrate the testa and colonize the seed whereas in the field, seed invasion by *A. flavus* is influenced by factors such as shell resis-

tance and drought stress (4). This is supported by the fact that genotypes OG 43-4-1, that has very high susceptibility to IVSCAF, had lower levels of natural seed infection by *A. flavus* than most IVSCAF-susceptible genotypes tested (Fig. 1).

The finding that seed infection by *A. flavus* and aflatoxin contamination increased with increasing crop duration of peanuts confirms earlier reports of the gradual increase of fungal infection and aflatoxin contamination of seeds as they age (7,9). Significantly higher levels of seed infection by *A. flavus* and aflatoxin B1 contamination were found at late harvest in the 1984 rainy season than in the other seasons. This may be attributed to the occurrence of significant drought stress late in the 1984 rainy season. Drought stress during pod maturation, and over-maturity of peanut pods, are known to encourage fungal infection and aflatoxin contamination of seed (9, 14, 16). However, genotypic differences were evident and consistent for natural seed infection by *A. flavus* in late harvests across all seasons. Cultivar J11 had consistently low seed infection by *A. flavus* while genotype EC 76446 (292) showed high seed infection across the seven seasons (Fig. 4). TMV 2 was intermediate in this respect except in the 1984 season where this showed high seed infection.

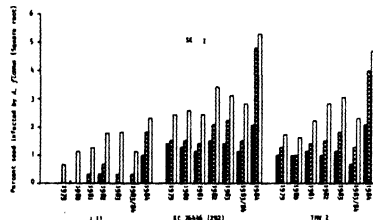


Fig. 4. Seed infection by *A. flavus* at three harvest dates for three peanut genotypes in seven crop seasons. H1 = early harvest (30 days before normal harvest) (■), H2 = normal harvest (▨), H3 = late harvest (10 days after normal harvest) (□).

Cultivar differences for *A. flavus* seed infection were conspicuous in the 1984 rainy season which had a significant drought stress during pod maturation. These results indicate an obvious advantage in growing cultivars that have very low levels of seed infection by *A. flavus* even under delayed harvest conditions. These results also reveal the dangers of leaving the crop in the soil beyond normal duration and emphasize the significance of harvesting as soon as the crop is mature.

Genotypes resistant to IVSCAF, in general, also had markedly lower percentages of seed infected by fungi other than *A. flavus* across all seasons than did the IVSCAF-susceptible genotypes. *Fusarium* spp. were predominant at all harvest times across all seasons. *Fusarium* spp. have been found dominant in the seed mycoflora in the USA (6), in Nigeria (7) and in India (17). *M. phaseolina* was also dominant in immature and mature seed, and was particularly common in over-mature seed of all genotypes in all rainy seasons, except the 1984 rainy season. In Nigeria, *M. phaseolina* was the dominant

found dominant in seed from over-mature pods (7), but was less important in seed from mature pods. Environmental conditions influenced seed infection by the different fungal species. For instance, *Penicillium* spp. occurred commonly in seed from the 1984 rainy season crop, but were less frequent or absent in seed from the 1983 rainy and 1983/84 postrainy seasons.

The above results clearly indicate resistance to field infection of seed by *A. flavus* and other fungi in genotypes that possess resistance to IVSCAF. In the present investigations all the tests were done on seed from crops grown on alfisols at ICRISAT Center. It will be necessary to test the stability of resistance in these genotypes in different locations and in different soil types. We have started this process in India, giving priority to drought-prone areas with light sandy soils that provide a favorable environment for development of *A. flavus* and for seed infection by the fungus.

Literature Cited

- Bampton, S. S. 1963. Growth of *Aspergillus flavus* and production of aflatoxin in groundnuts. *Tropical Sci.* 5:74-81.
- Bartz, Z. A., A. J. Norden, J. C. LaPrade, and T. J. Demuyck. 1978. Seed tolerance in peanuts (*Arachis hypogaea* L.) to members of the *Aspergillus flavus* group of fungi. *Peanut Sci.* 5:53-56.
- Blankenship, F. D., R. J. Cole, and T. H. Sanders. 1985. Comparative susceptibility of four experimental peanut lines and the cultivar Florunner to preharvest aflatoxin contamination. *Peanut Sci.* 12:70-72.
- Davidson, J. I., R. A. Hill, R. J. Cole, A. C. Mixon, and R. J. Henning. 1983. Field performance of two peanut cultivars relative to aflatoxin contamination. *Peanut Sci.* 10:43-47.
- Dickens, J. W. 1977. Aflatoxin occurrence and control during growth, harvest and storage of peanuts. In Rodricks, J. V., C. W. Hesseltine, and M. A. Mehrlan (eds.), *Mycotoxins in Human and Animal Health*. Pathotox Publishers, Inc., Illinois, U. S. A. pp. 99-105.
- Hanlin, R. T. 1970. Invasion of peanut fruits by *Aspergillus flavus* and other fungi. *Mycopathol. Mycol. Appl.* 40: 341-348.
- McDonald, D. 1970. Fungal infection of groundnut fruit before harvest. *Trans. Brit. Mycol. Soc.* 54:453-460.
- McDonald, D. and C. Harkness. 1964. Growth of *Aspergillus flavus* and production of aflatoxin in groundnuts. IV. *Tropical Sci.* 6:12-27.
- McDonald, D. and C. Harkness. 1967. Aflatoxin in the groundnut crop at harvest in Northern Nigeria. *Tropical Sci.* 9:146-161.
- Mehan, V. K. and D. McDonald. 1960. Screening for resistance to *Aspergillus flavus* invasion and aflatoxin production in groundnuts. ICRISAT Groundnut Improvement Program Occasional paper-2, pp. 15.
- Mehan, V. K., D. McDonald, S. N. Nigam, and B. Lalitha. 1981. Groundnut cultivars with seed resistant to invasion by *Aspergillus flavus*. *Oleagineux* 36:501-507.
- Mixon, A. C. 1961. Reducing aflatoxin contamination in peanut genotypes by selection and breeding. *J. Amer. Oil Chem. Soc.* 58:961A-966A.
- Mixon, A. C. and K. M. Rogers. 1973. Peanut accessions resistant to seed infection by *Aspergillus flavus*. *Agron. J.* 65:560-562.
- Pettit, R. E., R. A. Taber, H. W. Schroeder, and A. L. Harrison. 1971. Influence of fungicides and irrigation practice on aflatoxin in peanuts before digging. *Appl. Microbiol.* 22:659-634.
- Pons, W. A., A. F. Cucullu, L. S. Lee, A. O. Franz, and L. A. Goldblatt. 1966. Determination of aflatoxins in agricultural products: Use of aqueous acetone for extraction. *J. Assoc. Off. Anal. Chem.* 49:554-562.
- Sanders, T. H., R. A. Hill, R. J. Cole, and P. D. Blankenship. 1981. Effect of drought on occurrence of *Aspergillus flavus* in maturing peanuts. *J. Amer. Oil Chem. Soc.* 58:966A-970A.
- Subrahmanyam, P. and A. S. Rao. 1977. Fungal infection of groundnut pods and aflatoxin accumulation before harvest. *Proc. Indian Academy of Sciences, Section B.* 85:432-443.
- Wynne, J. C. 1963. Peanut varietal improvement for Thailand and the Philippines. In 1963 Annual Report of the Peanut Collaborative Research Support Program (CRSP) USAID, pp. 83-114.
- Zambettakis, Ch., A. Boekeles - Morvan, F. Wallyar, and J. Rosston. 1977. Varietal differences in groundnut sensitivity to contamination by *Aspergillus flavus* in the field and in artificial conditions. *Oleagineux* 32:377-385.
- Zambettakis, Ch., F. Wallyar, A. Boekeles - Morvan, and O. de Pins. 1981. Results of four years of research on resistance of groundnut varieties to *Aspergillus flavus*. *Oleagineux* 36:377-385.

Accepted June 19, 1986.